



STERILE | R

INSTRUCTIONS FOR USE

Clear Image Singles® STERILE Ultrasound Scanning Gel


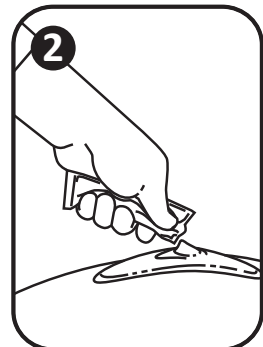
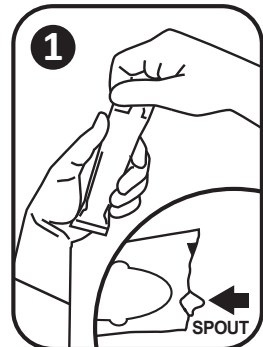
Remove the outer peel pouch (if applicable) in accordance with your facility's protocol.

1. To open the single patient packet, grasp the end and tear off along the perforation to expose the built-in dispensing spout.
2. Apply gel prior to scanning by gently squeezing out the desired amount. Adjust the pressure of your fingers on the packet to regulate the flow of gel coming through the spout. If desired, use your thumb and index finger to apply pressure at the packet's bottom, then slide fingers toward the open end to expel the gel.
3. After use, dispose of opened packets according to your facility's protocol.

- Clear Image Singles® STERILE Ultrasound Scanning Gel can be used for single-patient use on or near broken skin, where sterility is indicated.
- Sterile unless package is damaged or opened.

Storage:

- Store away from direct sunlight to preserve viscosity.
- Recommended storage temperature: 32°F to 105°F (0°C to 41°C).



CE 2460
ISO 13485:2016

EC REP
Contek, S.S. Appia km 196k500
81041 Vitulazio, Italy

NEXT Medical Products Company
45 Columbia Road, Branchburg, NJ 08876 USA
www.nextmedicalproducts.com
Order Desk: 800-458-4254, Order Fax: 908-218-3715
customerservice@nextmedicalproducts.com

